


ICED-7116

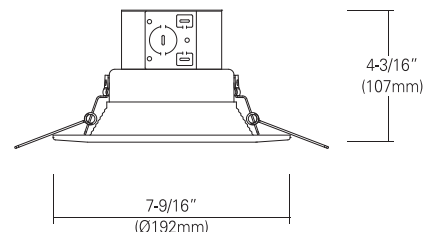
120V, 220V-230V and 277V

6" IC Rated LED Recessed Downlight For Direct Ceiling



Catalog #		Type
Project		Date
Prepared by		

6" LED



Ceiling Cut-out : 5-7/8"

DESCRIPTION

This J-box LED downlight that has no need of additional assembly. Eliminating the need of recessed can and it allows simple wiring and sturdier installation by built-in mouse-trap springs. The ICED-7116 is designed for use in new construction or remodel applications with insulated ceilings. Suitable for wet location.

SPECIFICATION

Input Voltage	120V and 277V AC
Wattage (Typ)	20W
Lumen (Typ)	1,300 (90CRI)
Efficacy (LPW)	65 lm/W
CRI (Typical)	80, 90
Color (+/-5%)	2700K, 3000K, 4000K
Dimming	Triac or 0-10V(Consult with factory for approved dimmers)

FEATURES and FUNCTIONS

- All-in all structure with integral JBox. No additional housing is required.
- Durable aluminum with integrated trim in one-piece allowing superior heat dispatch.
- Built-in mouse trap springs for use with direct remodel ceiling or new construction.
- Available in baffle as standard and also smooth splash reflector.
- (4)1/2" knockouts with true pry-out slots and (4) knockouts with Romex cable clamp.
- 120V AC LED module with intergrated IC chip imbed on board.
- Triac dimmable standard.

Listing

- CSA-us Certificated
- State of california Title 24
- Energy star Approved & Listed
- Wet location


Warranty

- 5years of lamp life.

Mounting Frame (Optional)

- Plaster frame (7-5/8" x 10-3/8") for new construction.

ORDERING INFORMATION

Housing	CRI	CCT	Finish	Option
ICED-7116 New Construction 20W	8 80 9 90	27 2700K 30 3000K 40 4000K	WH White BK Black	PF Plaster Frame
			*Consult with factory for custom finishes	

Example : ICED-7116-830-WH

- -