



SLED

120V, 220V-230V and 277V
Sleek LED Cove Light Bars



Catalog #		Type
Project		Date
Prepared by		

Linear LED



FEATURES and FUNCTIONS

- Aluminum extruded rail and molded end caps with receptacles for link cable or direct connectors and power cord.
- 120V AC LED module with integral IC chip on board and 10~100% triac dimmable with most of leading and trailing edge dimmer switches in the market.
- Listed for portable lamp(UL153) with power cord set and linkable multiple fixtures by direct connector or jump cable connector.
- Available to connect to a remote junctionbox (JR-H) for use of Hardwire connection, provided knock outs for 1/2" trade size conduit and Romex cable.
- Various length of models as in specification with different wattages from 4W(9"L) through 17W(48"L).
- Long life (5years warranty) as of no trouble with driver.

Optional Accessories

- 6ft power cord set.
- 6" flexible cable with both ends connectors (JP-C6) or direct "end to end" connection (D-RK).
- Transformer (TL27-12) to convert to 120V and 220V-230V input.

SPECIFICATION

Housing	L (Length)	Watts	Lumen
SLED 0903	9" (230mm)	4W	280lm
SLED 1204	12" (305mm)	5W	360lm
SLED 1807	18" (460mm)	7W	530lm
SLED 2108	21" (534mm)	8W	610lm
SLED 2409	24" (610mm)	9W	680lm
SLED 3612	36" (915mm)	13W	930lm
SLED 4818	48" (1,220mm)	17W	1,230lm

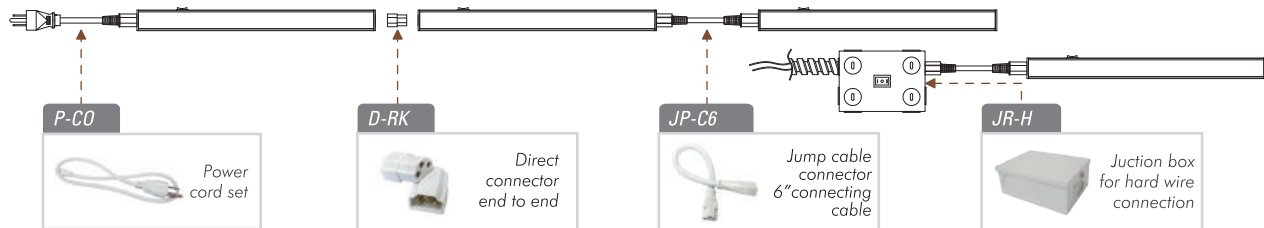
Listing

- CSA-us Certificated
- Energy star Approved & Listed
- State of california Title 24

Warranty

- 5years of lamp life.

Linkable



ORDERING INFORMATION

* Consult with factory for approved dimmers

Housing	CRI	CCT	Finish
SLED	8 80	27 2700K	WH White Painted
0903 9", 4W	9 90	30 3000K	BK Black Painted
1204 12", 5W		35 3500K	AL Aluminum
1807 18", 7W		40 4000K	
2108 21", 8W		50 5000K	
2409 24", 9W			

*Consult with factory for custom finishes

Example : SLED 2409-840-WH