



SW4-Z

0-10V Luminaire with LED Continuous
Low-Surface or Pendant Mount Bracket



Catalog #		Type
Project		Date
Prepared by		

Linear LED



DESCRIPTION

SW4-Z LED garage light fixture is designed and developed to replace traditional light fixtures for all kinds of indoor garage and car parks. Light weighted and easy for installation, the LED garage light fixtures are all designed to offer maximum energy saving, substantially reduced maintenance costs and superior quality.

SPECIFICATION		
HOUSING	SW4-Z	
Wattage (Typ)	22W	44W
Lumen (Typ)	2,500	4,000
Efficacy (LPW)	113.5 lm/W	91 lm/W
Beam Angle	120°	
CRI (Typical)	80, 90	
Color (+/-5%)	2700K, 3000K, 4000K, 5000K	
Dimming	Triac & 0-10V the both(Consult with factory for approved dimmers)	

FEATURES and FUNCTIONS

- 120~277V input high efficacy drivers with the capability to dim by
 - ① a Triac 120V low voltage electronic dimmer switches
 - ② by 0-10V dimmer switches.
- Driver feature power factor >.90, THD <20% and has integral thermal protection to sense over temperature or internal failure.
- Emergency battery back-up : Available in mounted to fixture or remote adjacent to luminaire(consult with factory for exact application).
- Driver mounts externally to the module, allowing future replacement, if needed.
- Install thermal detectors for 120V or 277V upon customer orders.

Construction





- Aluminum extruded body with powder-coated finish for corrosion resistance.
- Special designed structure for easy installation and shock resistance.

Electrical

- Long-life LEDs, coupled with high-efficiency drivers, provide superior level and quality of illumination for extended service life. SW4-Z is rated deliver L70 performance for 5 years.

- | | |
|--|---|
| <p>Listing</p> <ul style="list-style-type: none"> • ETL & cETL Listed • Damp location | <p>Warranty</p> <ul style="list-style-type: none"> • 5years of lamp life. |
|--|---|

ORDERING INFORMATION

Housing	Watts	CRI	CCT	Mounting	Mounting-Optional Kit			
SW4-Z 0-10V	22 22W	8 80	27 2700K	S Surface P Pendant	T-Nut Available aircraft cable  *Pendant(for Down rod)	SMT-KIT Assembled to ceiling J-Box direct  *Surface mount	ECAP End cap kit  *Continuous- row mount (End feed kit)	HARN Daisy harness 
	44 44W	9 90	30 3000K					
			40 4000K					
			50 5000K					

Example : SW4-Z-22-830-S-SMT-KIT
 - - - -